

Respiratory Viruses in Luxembourg (ReViLux)


Weekly report (10 – 16 January 2022)

Executive Summary

The Sentinel Surveillance Network identified 12 cases of influenza-like illness, thus remaining over the recommended threshold for the epidemic season, according to the European Center for Disease Prevention and Control (ECDC) guidelines.

Regarding SARS-CoV-2 genomic surveillance, the LNS analysed 701 specimens from residents in Luxembourg in week 02/2022 (from 11 728 total cases in the Grand Duchy of Luxembourg; 6.0%). This reaches the ECDC recommendations to detect emerging variants at 2.5% prevalence (minimum sample size of 571). Including PCR screening results, 1771 national specimens were analysed globally (15.1%).

The Omicron variant was assigned to 96.5% of national cases collected during week 02/2022, remaining the dominant one. The most frequent lineage was BA.1.



Introduction

The Laboratoire national de santé, as **National Reference Laboratory for Acute Respiratory Infections in Luxembourg**, performs close surveillance on respiratory viruses, with a special focus on SARS-CoV-2. There are currently two active projects:

The Sentinel Surveillance Network. It provides a broad picture of respiratory diseases affecting the Luxembourgish population, based on its double monitoring system (syndromic and virological).

The National SARS-COV-2 Genomic Surveillance Program. It enables detailed observation of SARS-CoV-2 mutations and variants through time and space, and also monitoring specific groups of interest.

Sentinel Surveillance Network

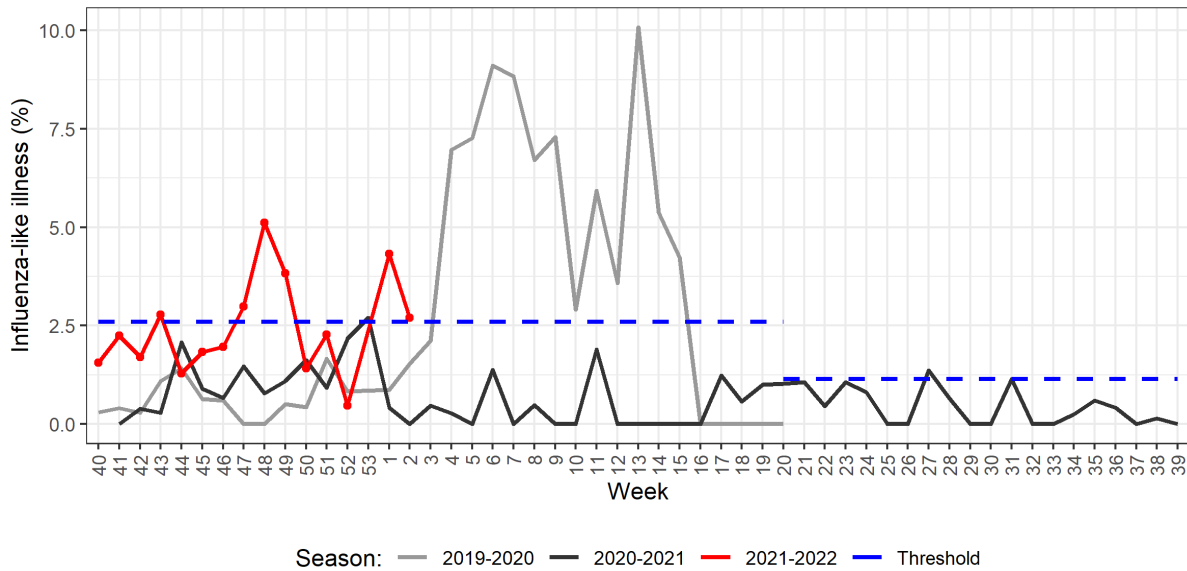
The **Sentinel Surveillance Network** aims at monitoring the circulating respiratory viruses, including SARS-CoV-2, and hence underpin public health actions. Following the World Health Organization (WHO) and European Centre for Disease Prevention and Control (ECDC) guidance, it focuses on cases of acute respiratory infection (ARI) and influenza-like illness (ILI).

The current influenza season started in week 40/2021. Results of syndromic surveillance during the last four weeks are displayed in **Table 1** and the history of ILI consultations since the 2019-2020 season is shown in **Figure 1**. The number of ILI cases identified in the week of study was 12 (out of 445 consultations); therefore, **the percentage of ILI (2.70%) remains over the threshold for the epidemic season (2.59%)** according to the ECDC.

Table 1. Syndromic surveillance during week 2022/02

Week	ARI		ILI		Total consultations
	N	%	N	%	
2021/51	42	13.64	7	2.27	308
2021/52	50	23.70	1	0.47	211
2022/1	64	18.44	15	4.32	347
2022/2	62	13.93	12	2.70	445

ARI: Acute Respiratory Infections; ILI: Influenza-Like Illness.



. Percentage of patients with influenza-like illness over the last three seasons

SARS-CoV-2 Genomic Surveillance

The current sequencing strategy

The National Reference Laboratory for Acute Respiratory Infections at LNS receives SARS-CoV-2 positive samples (nasopharyngeal or oropharyngeal swabs analysed by RT-PCR) from the national network of laboratories and proceeds as follows:

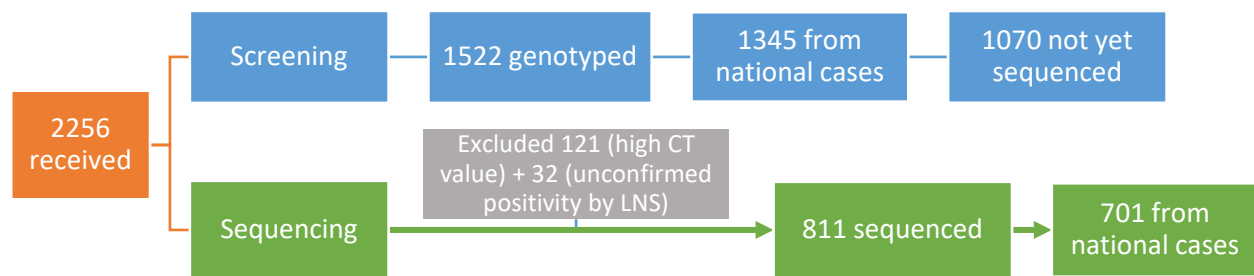
- 1) Sequencing all specimens from hospital cases.
- 2) Sequencing all specimens from post-vaccination cases.
- 3) Sequencing specimens from clusters with high transmission.
- 4) Sequencing a representative sample of community cases.

The representative sample of community cases is a systematic selection from all SARS-CoV-2 positive cases registered in Luxembourg to detect emerging variants and early increases in their incidence and transmission within the community in Luxembourg. This sample is selected according to the ECDC guidelines.

Due to the emergence of the new Omicron variant of concern, as well as the high incidence rates in the European context, targeted PCR tests are carried systematically in order to detect potential Omicron cases within 24h from reception of the specimen. The PCR kits used target the following spike mutations: 69/70del, K417N, N501Y. The potential cases identified this way are then prioritised for confirmation by sequencing.

The LNS shares its sequencing results with GISAID EpiCov database periodically. SARS-CoV-2 lineages have been assigned based on Rambaut et al. using the Phylogenetic Assignment of Named Global Outbreak LINEages (pangolin) software (v3.1.17, pangoleARN 2022-01-05). The Pango nomenclature is used in addition to the WHO nomenclature to enable easier visualization of links between any evolving variants and their ancestor (See nomenclature equivalences in [Appendix 1](#)).

Screening and sequenced specimens



In week 02/2022, 11 728 new cases were registered in Luxembourg; hence, the minimum sample size required to detect emerging variants at a 2.5% incidence is estimated to be 571 specimens (4.9%).

Last week, 2256 specimens were received. Of these, 1522 specimens (including 1345 national specimens) were screened by targeted PCR for the Omicron variant, in order to enable an earlier detection of potential Omicron cases (see results in the following section). In parallel, the microbial genomics unit at the LNS sequenced 811 specimens, including 701 having been collected from residents. The weekly sequencing coverage remains at 6.0% (701 out of 11 728 cases registered in Luxembourg; see coverage trend in [Figure 2](#)). Overall, 1771 national specimens were analysed by either sequencing or screening (15.1%).

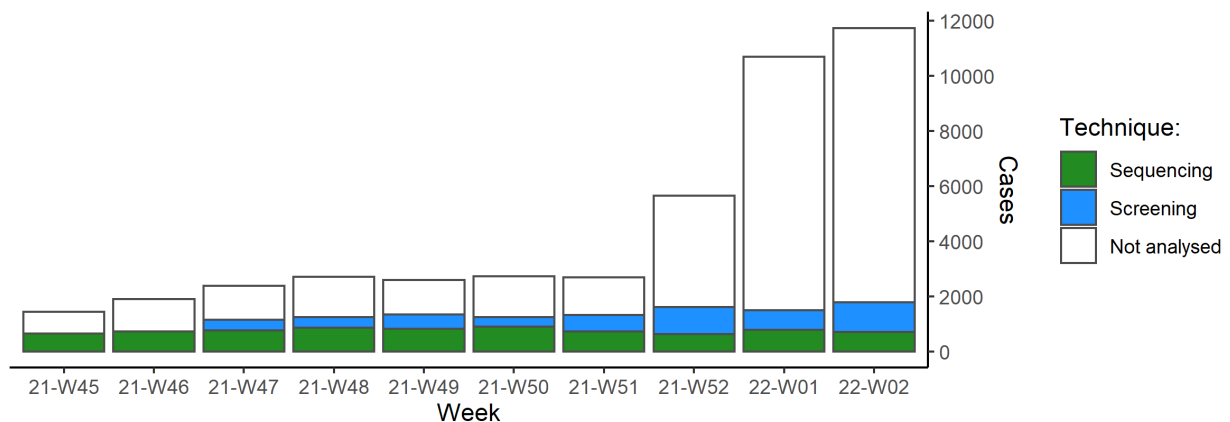
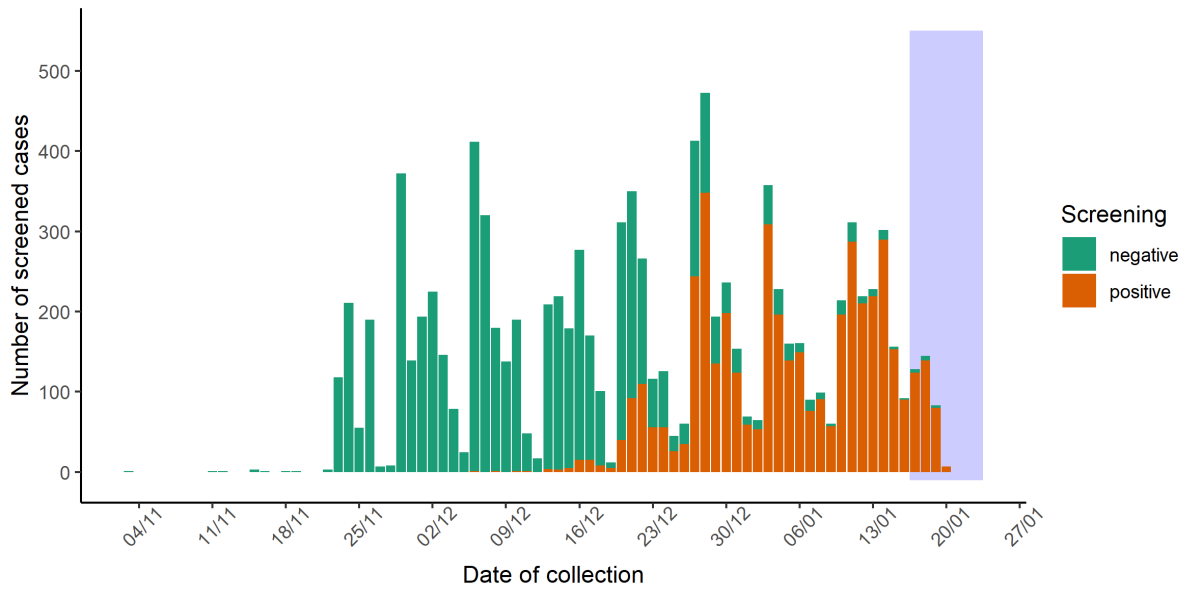


Figure 2. National coverage based on weekly number of positive cases in Luxembourg. The coverage from the latest weeks might not be consolidated yet.

Omicron screening results

As shown in Figure 3, of the 1522 specimens from week 02/2022 screened by targeted PCR, 1445 were identified as potential Omicron cases (94.9%).



Circulating lineage detection

The distribution of successfully assigned lineages within the national selection is shown in [Figure 4](#). Regarding Delta AY sublineages, only a selection is displayed, based on their prevalence during the last 10 weeks (min. 1%). This distribution is further detailed for the last 2 weeks in [Table 2](#).

The Omicron variant remains the dominant one (96.5%) within national specimens. Most Omicron cases were assigned to the lineage BA.1 (the most common worldwide). However, there was a notable increase of BA.2 cases: 6 in week 02/2022, compared to 1 per week since week 51/2021. This event will remain under monitoring. Concerning the Delta variant, the lineage AY.43 remained the most frequent one.

Table 2. Distribution of SARS-CoV-2 lineages detected within the national sample in weeks 01-02/2022 (previously reported cases might be updated by retrospective analysis).

Variant	Week 01			Week 02		
	N	%	CI %	N	%	CI %
Omicron	510	89.8	87.3 – 92.3	551	96.5	95.0 – 98.0
Delta	58	10.2	7.7 – 12.7	20	3.5	2.0 – 5.0
Beta	0	-	-	0	-	-
Gamma	0	-	-	0	-	-
Others	0	-	-	0	-	-
Total	568	100.0	-	571	100.0	-

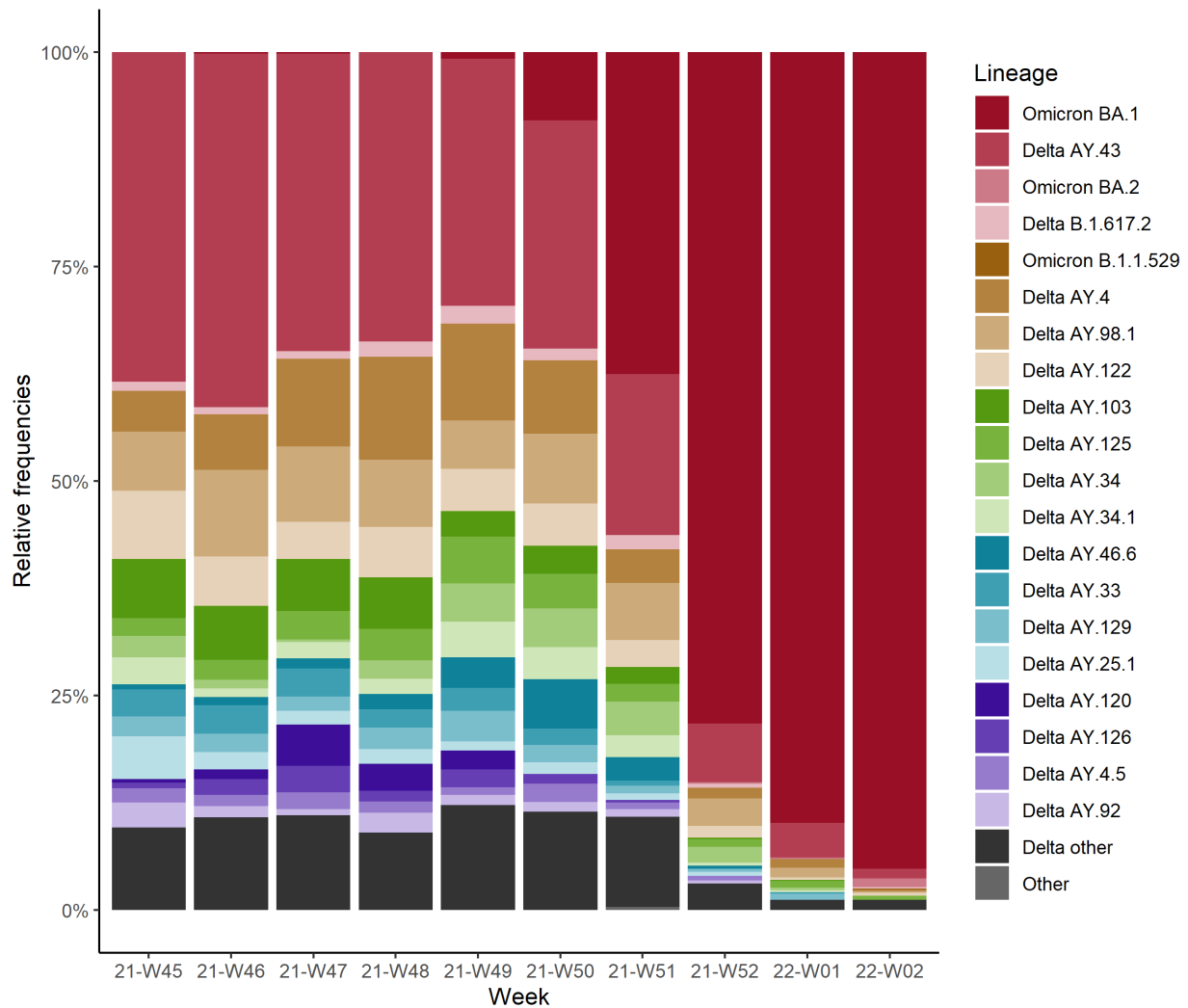


Figure 4. Distribution of lineages within the national selection during the last 10 weeks.

Mutation surveillance

In addition to the surveillance of SARS-CoV-2 variants, the LNS monitors the occurrence of SARS-CoV-2 mutations reported to have a clinical and epidemiological relevance. This complementary surveillance enables us to detect unexpected mutations among the specimens sequenced. It is expected that VOC defining mutations share the same distribution as their corresponding VOCs. However, newly acquired mutations may occur and their early detection might be key to expect changes in the epidemic evolution. Following ECDC guidance, the LNS is currently monitoring 42 mutations to the spike protein frequently associated to VOCs.

References

Centers for Disease Control and Prevention. SARS-CoV-2 Variant Classifications and Definitions. Retrieved 24 January 2022, from <https://www.cdc.gov/coronavirus/2019-ncov/variants/variant-info.html>

COVID-19 Data Portal - accelerating scientific research through data. (2021). Retrieved 24 January 2022, from <https://www.covid19dataportal.org/sequences>

Direção-Geral da Saúde. Relatório de Situação. Retrieved 24 January 2022, from <https://covid19.min-saude.pt/relatorio-de-situacao/>

European Centre for Disease Prevention and Control. Guidance for representative and targeted genomic SARS-CoV-2 monitoring – 3 May 2021. ECDC : Stockholm ; 2021

European Centre for Disease Prevention and Control. SARS-CoV-2 variants of concern. Retrieved 24 January 2022, from <https://www.ecdc.europa.eu/en/covid-19/variants-concern>

Genomic sequencing of SARS-CoV-2: a guide to implementation for maximum impact on public health. Geneva: World Health Organization; 2021.

GitHub - cov-lineages/pangolin: Software package for assigning SARS-CoV-2 genome sequences to global lineages. (2021). Retrieved 24 January 2022, from <https://github.com/cov-lineages/pangolin>

Hadfield J., Megill C., Bell S., Huddleston J., Potter B., Callender C. et al. (2018). Nextstrain: real-time tracking of pathogen evolution. *Bioinformatics*, 34(23), 4121-4123. doi: 10.1093/bioinformatics/bty407

Instituto Nacional de Saúde Doutor Ricardo Jorge. Diversidade genética do novo coronavírus SARS-CoV-2 (COVID-19) em Portugal. Retrieved 24 January 2022, from <https://insaflu.insa.pt/covid19/>

Pango Network. New AY lineages. Retrieved 24 January 2022, from: <https://www.pango.network/new-ay-lineages-and-an-update-to-ay-4-ay-12/>

Rambaut A., Holmes E., O’Toole Á., Hill V., McCrone J., Ruis C. et al. (2020). A dynamic nomenclature proposal for SARS-CoV-2 lineages to assist genomic epidemiology. *Nature Microbiology*, 5(11), 1403-1407. doi: 10.1038/s41564-020-0770-5

Robert Koch Institut. Aktueller Lage-/Situationsbericht des RKI zu COVID-19. Retrieved 24 January 2022, from https://www.rki.de/DE/Content/InfAZ/N/Neuartiges_Coronavirus/Situationsberichte/Gesamt.html;jsessionid=69BC18053F9591C56EB148E463103DB7.internet101

Santé publique France. Coronavirus : chiffres clés et évolution de la COVID-19 en France et dans le Monde. Retrieved 24 January 2022, from <https://www.santepubliquefrance.fr/dossiers/coronavirus-covid-19/coronavirus-chiffres-cles-et-evolution-de-la-covid-19-en-france-et-dans-le-monde>

Santé publique France. Enquêtes Flash : évaluation de la circulation des variants du SARS-CoV-2 en France. Retrieved 24 January 2022, from <https://www.santepubliquefrance.fr/etudes-et-enquetes/enquetes-flash-evaluation-de-la-circulation-des-variants-du-sars-cov-2-en-france>

Sciensano. COVID-19 – Bulletin épidémiologique hebdomadaire. Retrieved 24 January 2022, from <https://covid-19.sciensano.be/fr/covid-19-situation-epidemiologique>

The Luxembourgish data platform. COVID-19: Rapports hebdomadaires. Retrieved 24 January 2022, from <https://data.public.lu/en/datasets/covid-19-rapports-hebdomadaires/>

Appendices

Appendix 1: SARS-CoV-2 variants of concern

According to the ECDC

Table A1-a. Nomenclature for variants of concern by the European Centre for Disease Prevention and Control (ECDC)

WHO label	Pango lineage*	Spike mutations of interest	First detection	transmission	Evidence for impact on:	
					immunity	severity
Beta	B.1.351	K417N, E484K, N501Y, D614G, A701V	South Africa, Sept 2020	Increased (v)	Increased (v)	Increased (v)
Gamma	P.1	K417T, E484K, N501Y, D614G, H655Y	Brazil, Dec 2020	Increased (v)	Increased (v)	Increased (v)
Delta	B.1.617.2	L452R, T478K, D614G, P681R	India, Dec 2020	Increased (v)	Increased (v)	Increased (v)
Omicron	B.1.1.529	**	South Africa, Botswana, Nov 2021	Unclear (v) ^a	Increased (v)	Unclear (v) ^b

WHO: World Health Organization. (v): evidence derived from the variant itself; (m): evidence derived from mutations associated with the variant.

*All sub-lineages included.

**A67V, Δ69-70, T95I, G142D, Δ143-145, N211I, Δ212, ins215EPE, G339D, S371L, S373P, S375F, K417N, N440K, G446S, S477N, T478K, E484A, Q493R, G496S, Q498R, N501Y, Y505H, T547K, D614G, H655Y, N679K, P681H, N764K, D796Y, N856K, Q954H, N969K, L981F.

^a "It is not clear whether the increased growth rate is attributed only to immune evasion or also to increased inherent transmissibility."

^b "Preliminary studies show reduced risk of hospitalisation, but further evidence from the EU/EEA countries is needed to fully determine the size of the effect and if it applies to all population groups to acknowledge differences internationally in vaccination coverages and the patient populations that are currently being hospitalised. Conclusive evidence on any change of the impact on fatalities is not available (yet)."

Adapted from ECDC – SARS-CoV-2 variants of concern (<https://www.ecdc.europa.eu/en/covid-19/variants-concern>).

According to the WHO

Table A1-b. Nomenclature for variants of concern by the World Health Organization (WHO)

WHO label	Pango lineage*	GISAID clade/lineage	Nextstrain clade	Additional amino acid changes monitored	Earliest documented samples	Date of designation
Alpha	B.1.1.7 [#]	GRY (formerly GR/501Y.V1)	20I (V1)	+S:484K +S:452R	United Kingdom, Sep-2020	18-Dec-2020
Beta	B.1.351	GH/501Y.V2	20H (V2)	+S:L18F	South Africa, May-2020	18-Dec-2020
Gamma	P.1	GR/501Y.V3	20J (V3)	+S:681H	Brazil, Nov-2020	11-Jan-2021
Delta	B.1.617.2 [§]	G/478K.V1	21A, 21I, 21J	+S:417N +S:484K	India, Oct-2020	VOI: 4-Apr-2021 VOC: 11-May-2021
Omicron	B.1.1.529	GRA	21K, 21L, 21M	+S:R346K	Multiple countries, Nov-2021	VUM: 24-Nov-2021 VOC: 26-Nov-2021

*All sublineages included. # includes all Q sublineages. § includes all AY sublineages.

Adapted from WHO - Tracking SARS-CoV-2 variants (<https://www.who.int/en/activities/tracking-SARS-CoV-2-variants/>)